

KONE KSP 978/979

TOUCHSCREEN DESTINATION OPERATING PANEL
FOR KONE POLARIS™ 900 DESTINATION CONTROL SYSTEM

When using the KONE Polaris Destination Control System, passengers select their destination using a destination operating panel (DOP) in the lobby and are then guided to a dedicated elevator car. The KSP 978/979 are touchscreen destination operating panels incorporating the latest capacitive touchscreen technology and a highly intuitive interface for an effortless elevator experience.

Configurations:

KSP 978 without keyboard (black or white glass faceplate)

KSP 979 with the keyboard (black or white glass faceplate)

L = landscape orientation

P = portrait orientation



KSP 978L

FEATURES

- Versatile DOP with large, highly responsive touchscreen with optional keypad
- Flat, surface mounted construction
- Portrait and landscape alternatives
- Black or white glass faceplate
- Modern design with durable, easy-to-clean materials; glass surface, chrome mirror or satin frame finishing
- User-friendly interface with clear, high-contrast display with two color themes to match the faceplate color
- Clear passenger guidance with directional indication
- Can be integrated with KONE or third-party access control systems

KSP 978/979 touchscreen destination operating panel

Key benefits

1 Highly visible, user-friendly interface

- Large, high-contrast glass screen viewable from all angles
- Highly-sensitive capacitive touchscreen
- High-contrast black and white graphics and rectangular shape blend seamlessly with a wide variety of architectural interiors

2 Innovative industrial design

- Modern design resulting from intensive usability research and analysis
- Durable glass and aluminum materials for a robust, high-quality finish

3 Flexible integration

- Can be integrated with KONE or third-party access control solutions for improved building security and greater user convenience
- Compatible with a wide variety of different access control interfaces; built-in card reader compartment included
- Customization available to meet your needs

4 Clear passenger guidance

- Directional arrows provide clear guidance on elevator location, even in complex lobby layouts
- Improves building accessibility by providing tailored guidance for passengers with special needs, including a dedicated accessibility button (KSP 979 only)

5 Energy efficiency

- Timer-based display turns off when not in use



KSP 978P





KSP 979L



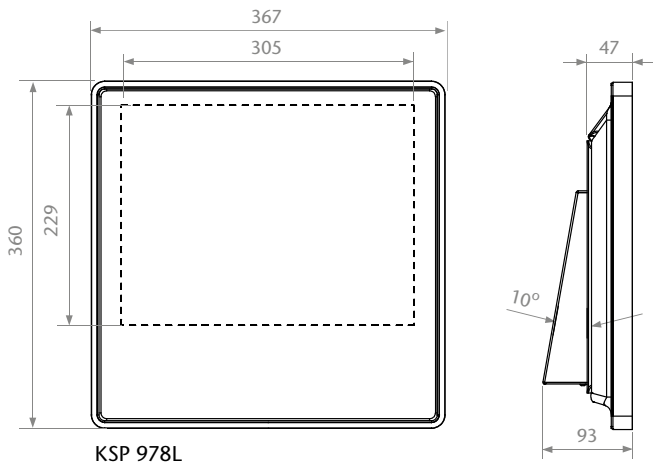
KSP 979P with white faceplate



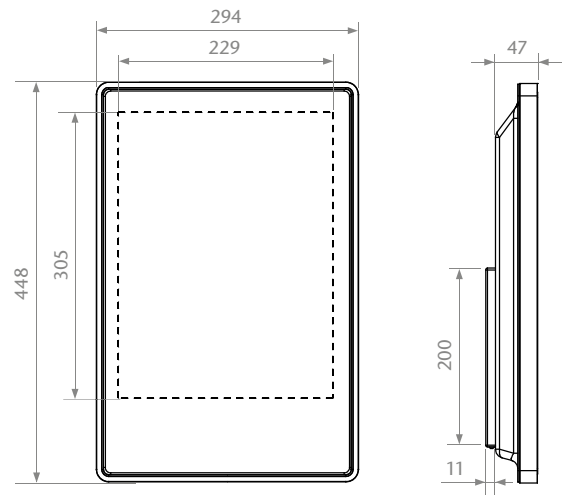
KSP 979P with black faceplate



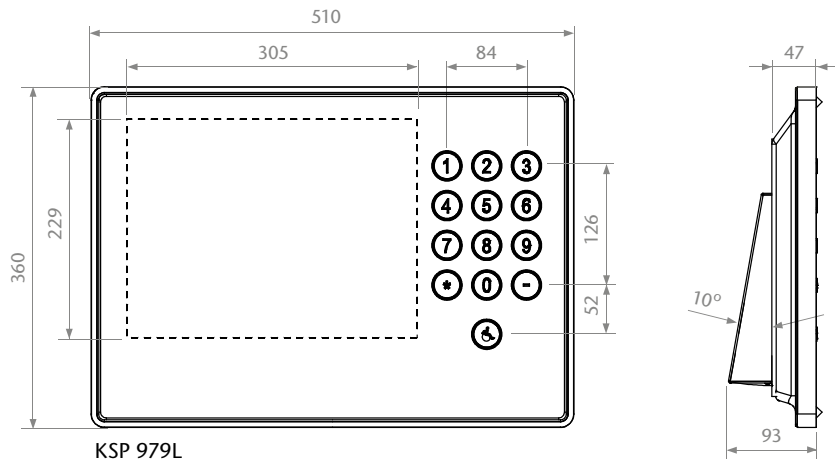
KSP 978/979 touchscreen dimensions



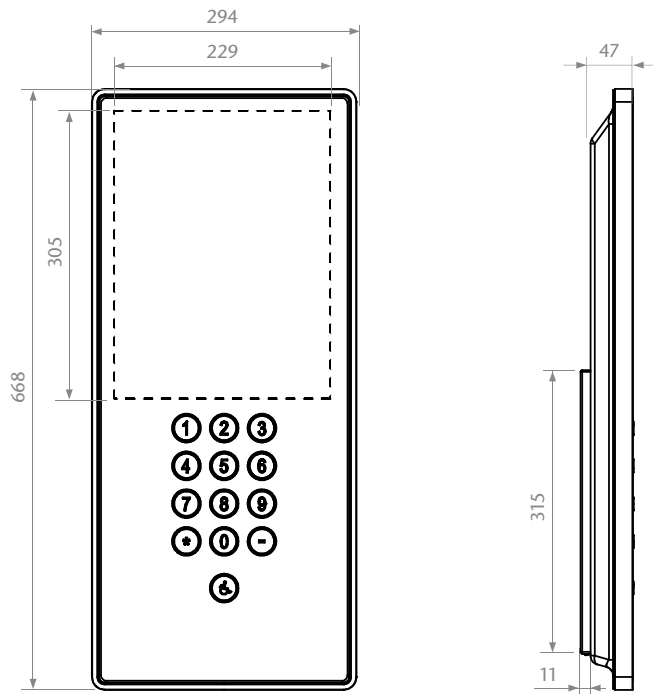
KSP 978L



KSP 978P



KSP 979L



KSP 979P

www.kone.com